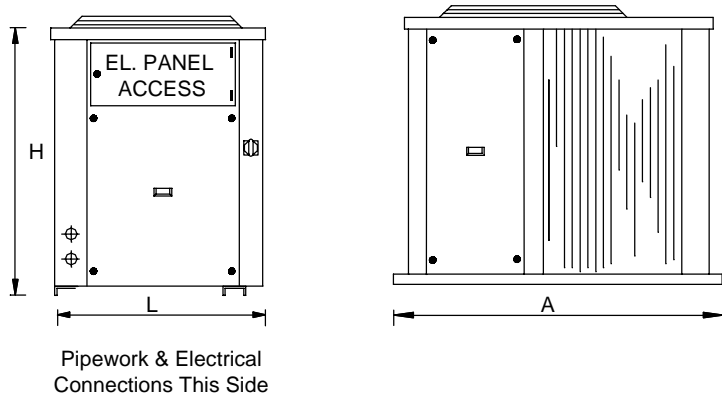
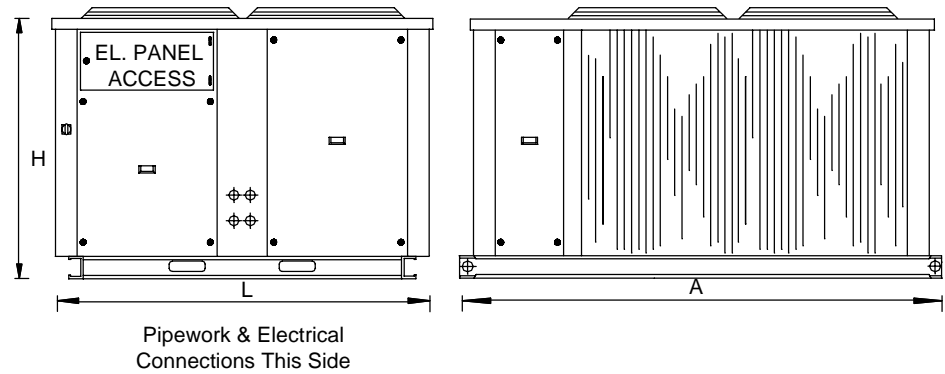


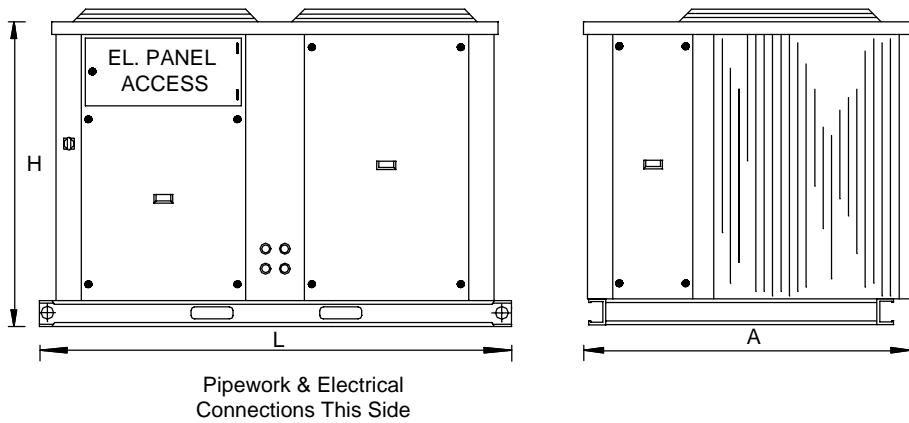
MODELS 801, 1001, 1201, 1501



MODELS 3502, 4002, 4502



MODELS 1602, 2002, 2402, 3002



Dimensions (MM)

UXCZ	L	A	H	WEIGHT (KG)
801	1019	1520	1269	230
1001	1019	1520	1269	290
1201	1019	1520	1269	350
1501	1019	1520	1569	360
1602	1864	1307	1339	460
2002	1864	1307	1339	500
2402	2174	1407	1339	520
3002	2174	1407	1639	699
3502	2031	2450	1639	825
4002	2031	2450	1639	870
4502	2031	2450	1639	930